




Almond E3141



Autumn Stone E2885



Silk Stone E3161




Red Oxide E2910




Daisy Petal E1922




Porcelain Peach E1924




Sky Grey E3160




Off White E1952



Sugar Cane E1948



Tea Rose E1958



Sand Stone E1949




Desert Dawn E1923




Cameo E2685



Beige E2087




Roof Tile E2111



Ash White E1919



Mustard E2088




Magnolia E1947



Terracotta E3148




Tile Red E2876



Beaver E2684




Admiral E2886



The pattern on this shade card




Clay E3145




Lilac E1950




Brushmark E3182



Frost Grey E3183




Evening Shadow E3184



Pewter Grey E3181



Sweet Jewel E3187



Goose Wing E1959



Coral Cove E3163



Hopsack E3185



Spice E3177



Cottage E3186



Charcoal E3147



Camel Coat E3174



Everlasting E3178





Orange E3164



Mehndi E3175



Bahria Special E3179



show approximate colors only